





<p><b>START</b> <b>Step One:</b> Parents may like to read a brief introduction to the archaeology of some of the Kilmartin Glen Monuments and Dunadd. Please go to: <a href="http://www.kilmartin.org/visit-us/monuments">http://www.kilmartin.org/visit-us/monuments</a></p>		<p><b>Step Two:</b> Parents can either read the story '<b>CHILDREN OF DUNADD</b>' or children can read the story.</p>		<p><b>Step Three:</b> Children watch BBC LEARN 'Life in Iron Age Britain' - The Story of Britain Age 7 to 11 years <a href="https://www.youtube.com/watch?v=j6rCMToss_k">https://www.youtube.com/watch?v=j6rCMToss_k</a>  <i>For children 5 to 6 years, advise parents to watch film and decide if it is suitable for their younger child.</i></p>	
---	---	---	---	--	---

	<p><b>Step Five: Ancient objects</b> <b>Complete Activity Two</b>  <b>Web link 3</b> Copper Cooking Pot (Cauldron) <a href="https://sketchfab.com/3d-models/cooking-pot-bar-hill-antonine-wall-357dacb172594955b302c63b2862caa6">https://sketchfab.com/3d-models/cooking-pot-bar-hill-antonine-wall-357dacb172594955b302c63b2862caa6</a></p>		<p><b>Step Four: Discovering new words – Activity 1A</b> <b>Complete Activity 1A</b> There are two Web links that portray 'Rock Art' in 3D Models <b>Web link 1</b> Scotland's Rock Art Project Nether Largie Standing Stone <a href="https://www.rockart.scot/rock-art-database/?scrapToolsaction=datatools:panel&amp;id=515BA9EE-8420-42F1-8B524893D830D385">https://www.rockart.scot/rock-art-database/?scrapToolsaction=datatools:panel&amp;id=515BA9EE-8420-42F1-8B524893D830D385</a> <b>Web link 2</b> Historic Environment Scotland Sketchfab Cairnbaan Rock Art <a href="https://sketchfab.com/3d-models/cairnbaan-west-kilmartin-glen-7b63521779c440c19bd7079ba2d5842f">https://sketchfab.com/3d-models/cairnbaan-west-kilmartin-glen-7b63521779c440c19bd7079ba2d5842f</a></p>	
---	--	---	---	---

	<p><b><u>Step Six</u></b></p> <p>Time to do some Art &amp; craft work!</p> <p><b>Activity Three</b> <b>Making the Dunadd Brooch</b></p>		<p><b><u>Step Seven</u></b></p> <p>Learning about the ancient diet and how were foods preserved, plus a practical exercise</p> <p><b>Complete Activity Four</b></p> <p>Excellent web link to watch before you start the activity</p> <p><b>Web link 4</b> BBC LEARN Daily life at home in Iron Age Britain   History - Ancient Voices <a href="https://www.youtube.com/watch?v= fp13qn6Bbc">https://www.youtube.com/watch?v= fp13qn6Bbc</a></p>		<p><b><u>Step Eight</u></b></p> <p>Time for some more art work!</p> <p><b>Activity 5</b> <b>Pattern Designs</b></p> <p>Use Web links 1 &amp; 2 again to help with design ideas</p>	
--	---	--	---	--	--	--

<p></p> <p><i>Well done!</i></p> <p><i>You have completed your project!</i></p>	<p><b><u>Step 10</u></b></p> <p>Return to Activity 1 and go to <b>Activity 1B</b></p> <p><b>Storytelling- The next adventure</b> Write your own story or poems.</p>		<p><b><u>Step Nine</u></b></p> <p>Are you ready for more Craft work?</p> <p><b>Activity 6</b> <b>Making a model of a Standing Stone</b></p>	
---	---	--	---	--